



lumini Solucoes em Iluminacao LTDA  
www.lumini.com.br  
Email:laboratorio@lumini.com.br  
Tel:+55 11 3437-5555 Fax:+55 11 3437-5555  
Address:Rua Ferreira Viana, 716 - Socorro - São Paulo/SP

---

## lumini

---

LumCAT:

Luminaire: mini frame r w

LampCAT: modulo led 1W 30K irc 90

Ballast type: LED driver 350mA

Report No:

Voltage(V): 127.9000

Test No:

Current(A): 0.0300

Number of Lamps: 1

Power (W): 1.4860

Lamp flux(lm): 131.0

PF: 0.3880

Length(mm): 65

Width(mm): 65

Phm Type: C

Height(mm): 0

---

## Photometric Results

---

Lumens(lm): 46.57, Efficiency(%): 35.55% , Luminous Efficacy(lm/W): 31.34

Central intensity(cd): 0.143, Maximum intensity(cd): 17.949

Angle of maximum intensity: C=90.0  $\gamma$ =89.0

Beam angle of C90 plane : 190.77

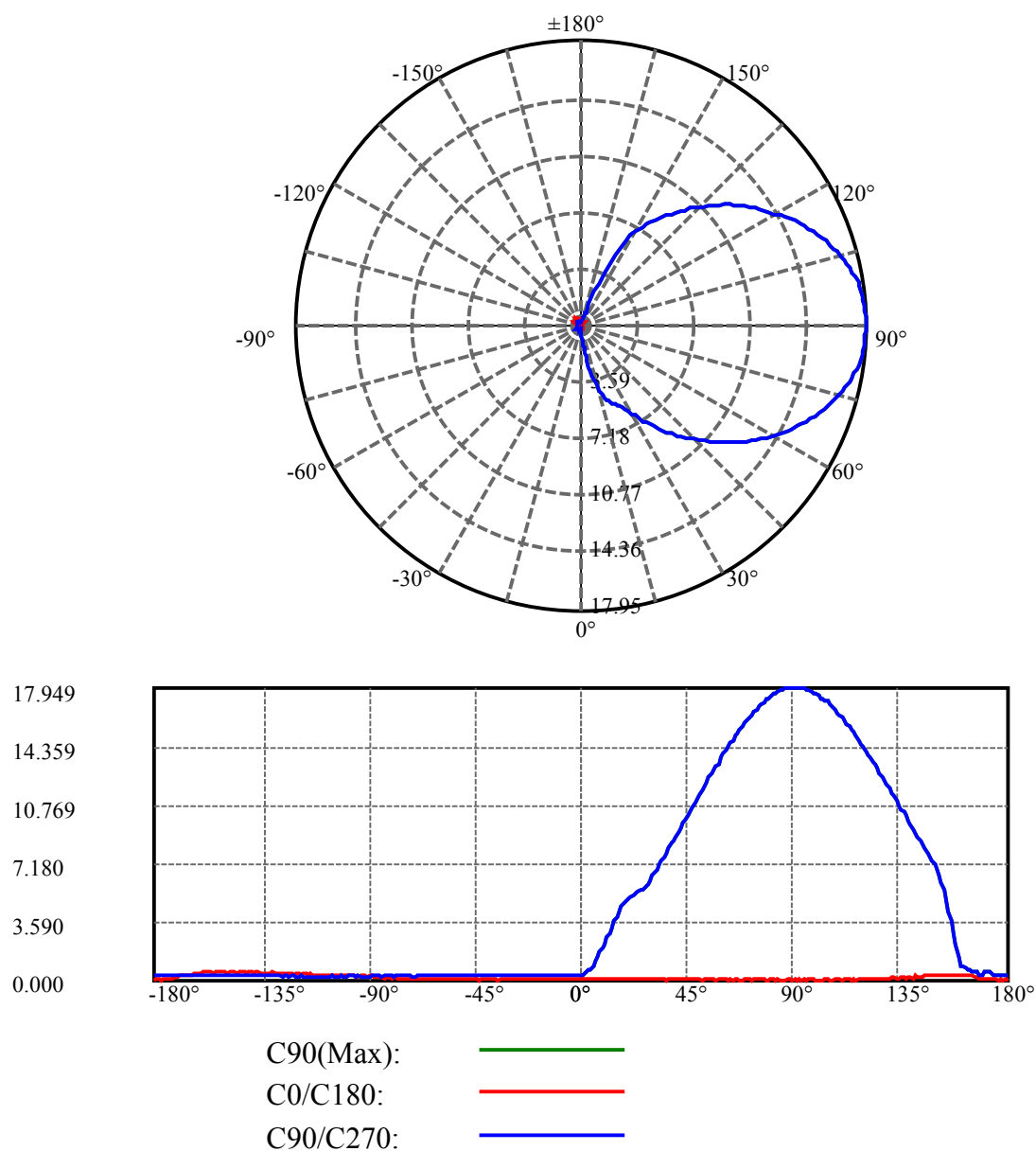
Aveage BeamAngle(IEC 61341):100.77

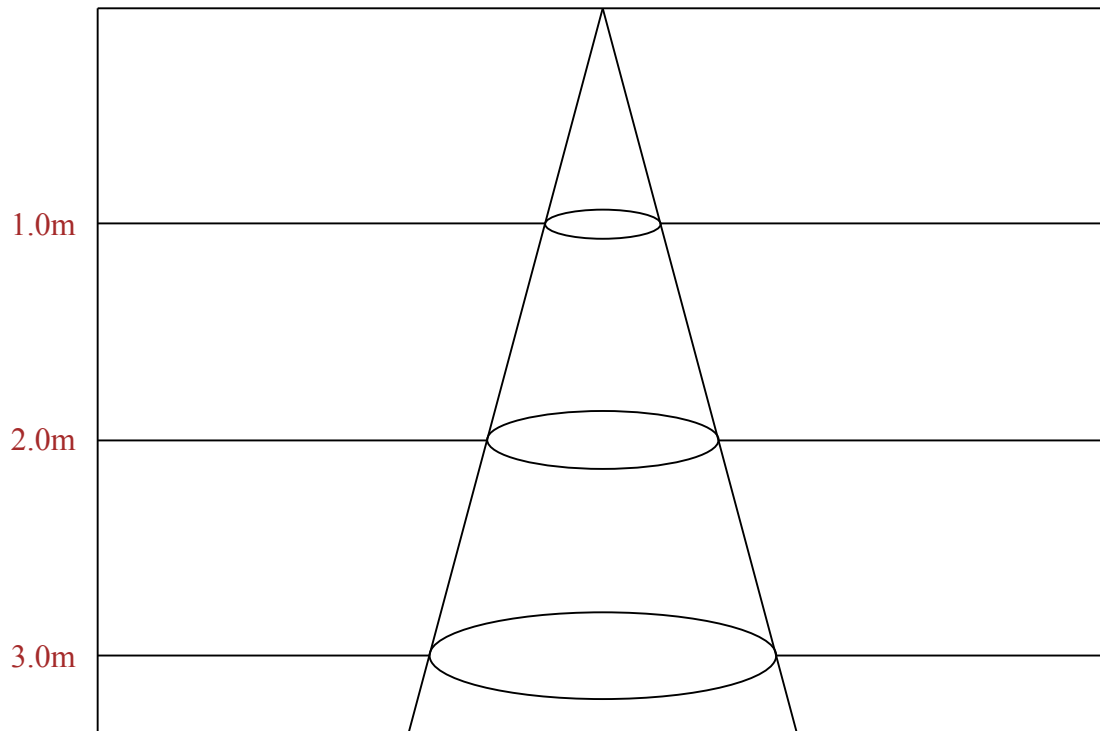
---

Equipment: equipamento lumini  
Temperature(°C): 25.0

Date: 05/06/2025  
Humidity(%): 58.0%

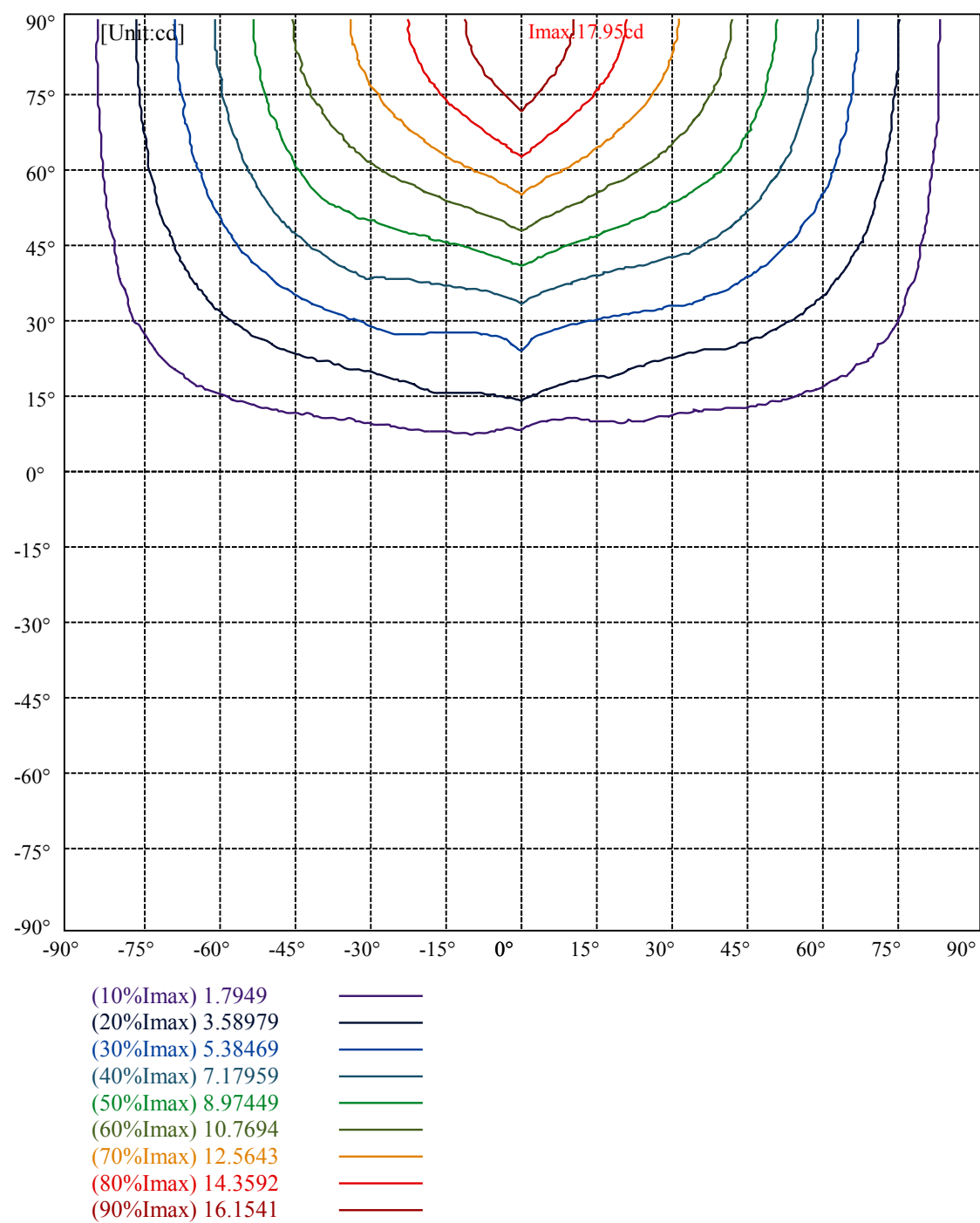
Operator: 01  
Distance(m): 6.90





Max , Ave

Beam angle of C90 plane 190.77



# lumini

## Luminance Limiting Curve(no luminous side)

Appendix Page: 5 Total:6

Luminance Table

$\gamma$	45	50	55	60	65	70	75	80	85
C0	32	35	39	45	53	66	87	130	0
C45	2024	2472	3026	3809	4799	6293	8664	13433	27152
C90	3378	4190	5226	6581	8399	11037	15369	23751	48356

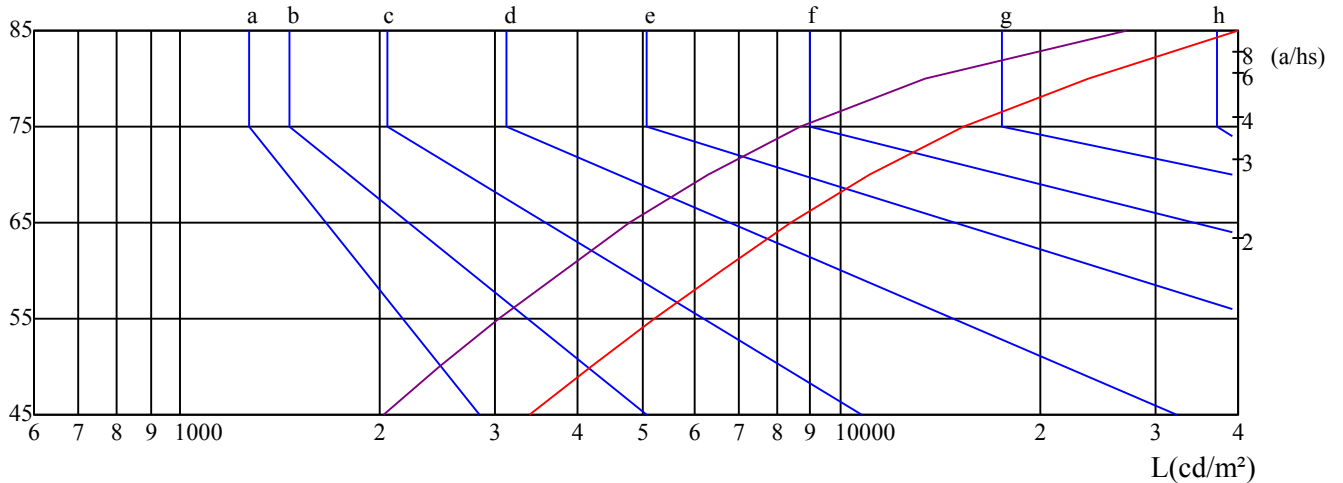
L(Hor)(65)	L(Ver)(65)	L45(65)	L(Hor)(75)	L(Ver)(75)	L45(75)	L(Hor)(85)	L(Ver)(85)	L45(85)
67	4280	2593	109	7815	4615	323	24566	14449

Glare Table

Glare	Quality	Service Values Illuminance(lx)							
1.15	A	2000	1000	500	$\leq 300$				
1.5	B		2000	1000	500	$\leq 300$			
1.85	C			2000	1000	500	$\leq 300$		
2.2	D				2000	1000	500	$\leq 300$	
2.55	E					2000	1000	500	$\leq 300$
		a	b	c	d	e	f	g	h

Luminance Limiting Curve

$\gamma(^{\circ})$



Equipment: equipamento lumini  
Temperature( $^{\circ}\text{C}$ ): 25.0

Date: 05/06/2025  
Humidity(%): 58.0%

Operator: 01  
Distance(m): 6.90

Illumination assessment according UGR											
Rf of Ceiling	70	70	50	50	30	70	70	50	50	30	
Rf of Wall	50	30	50	30	30	50	30	50	30	30	
Rf of Floor	20	20	20	20	20	20	20	20	20	20	
Room dimensions		Viewed crosswise					Viewed endwise				
X	Y										
2H	2H	9.59	10.63	10.51	11.60	12.86	17.61	18.65	18.53	19.62	20.88
	3H	11.68	12.64	12.61	13.62	14.90	22.10	23.06	23.03	24.04	25.32
	4H	12.62	13.54	13.56	14.53	15.82	24.47	25.39	25.41	26.38	27.66
	6H	13.43	14.30	14.38	15.29	16.59	27.09	27.96	28.04	28.95	30.25
	8H	13.72	14.57	14.67	15.56	16.86	28.49	29.34	29.44	30.33	31.64
	12H	13.93	14.75	14.88	15.74	17.06	30.03	30.85	30.99	31.85	33.16
4H	2H	13.97	14.89	14.90	15.87	17.16	18.27	19.19	19.21	20.18	21.47
	3H	16.36	17.19	17.32	18.18	19.49	22.93	23.75	23.88	24.75	26.06
	4H	17.64	18.39	18.60	19.39	20.72	25.56	26.31	26.52	27.31	28.64
	6H	18.67	19.36	19.65	20.38	21.70	28.35	29.04	29.33	30.06	31.38
	8H	19.10	19.76	20.09	20.78	22.10	29.92	30.57	30.90	31.59	32.92
	12H	19.45	20.06	20.44	21.07	22.43	31.64	32.25	32.63	33.27	34.62
8H	4H	20.71	21.37	21.70	22.39	23.71	25.95	26.60	26.93	27.62	28.95
	6H	22.31	22.88	23.30	23.90	25.25	29.01	29.58	30.01	30.60	31.96
	8H	23.11	23.61	24.11	24.65	26.00	30.83	31.33	31.83	32.37	33.73
	12H	23.71	24.16	24.72	25.22	26.56	32.79	33.23	33.79	34.29	35.64
12H	4H	21.74	22.35	22.73	23.36	24.72	26.01	26.62	27.00	27.63	28.99
	6H	23.71	24.22	24.72	25.26	26.61	29.21	29.71	30.21	30.75	32.11
	8H	24.71	25.15	25.71	26.21	27.56	31.06	31.50	32.06	32.56	33.90
Variation with the observer position at spacings:											
S = 1.0H		0.2/-1.7					0.2/-0.7				
S = 1.5H		0.2/-1.6					0.2/-0.6				
S = 2.0H		0.1/-1.5					0.2/-0.5				
Standard tables:		BKBF					BK12				
Uncorrected UGR		13.5					7.4				

依据CIE Publ. 117 计算 UGR, S/H = 0.25